

TEACHER REPORT

Name of Teacher	Theodore Leebrant
Course	CS2030-Programming Methodology II (LABORATORY)
Academic Year/Sem	2023/2024 - SEM 2
Department	COMPUTER SCIENCE
Faculty	SCHOOL OF COMPUTING

Raters	Student
Responded	19
Invited	22
Response Ratio	86%

Note:

Class Size = Invited; Response Size = Responded; Response Rate = Response Ratio

A. GUIDELINES FOR INTERPRETING THE REPORT

The teacher evaluation report is for developmental purposes and is meant to help identify strengths and areas for improvement. Please consider the following recommendations that will aid in interpreting the results:

1. Examine the report by taking note of patterns in order to consider how best to act on the feedback your students have taken the time to provide. Use the reflection section at the end to reflect upon how you might act on the feedback.
2. These evaluations stem from student perception and thus constitute one source of evidence among others as to the quality of your teaching. Any response to the feedback should be based on the most representative results rather than on outlying responses.
3. Upon getting a general sense as to what has gone well, and which areas may require attention and improvement, it is important to drill down to the related questions. These questions can help guide future action if feedback from students suggest areas for improvement.
4. Keep both the likert scale and written comments in mind while reading through the report. High scores (4+) suggest student consensus indicating a strength. On the other hand, low scores (2-) should be considered as an area that requires immediate developmental focus based on student feedback.

B. NOMINATION FOR TEACHING AWARDS

	Response Count
I would like to nominate Theodore Leebrant for teaching awards	5

Comment
- Very kind and helpful
- He is wonderful at teaching and has helped me alot in understanding and making me go further in my coding design.
- helps us out of working hours
- Effective at teaching the materials and assists me when I am unclear of how to do things
- Good knowledge

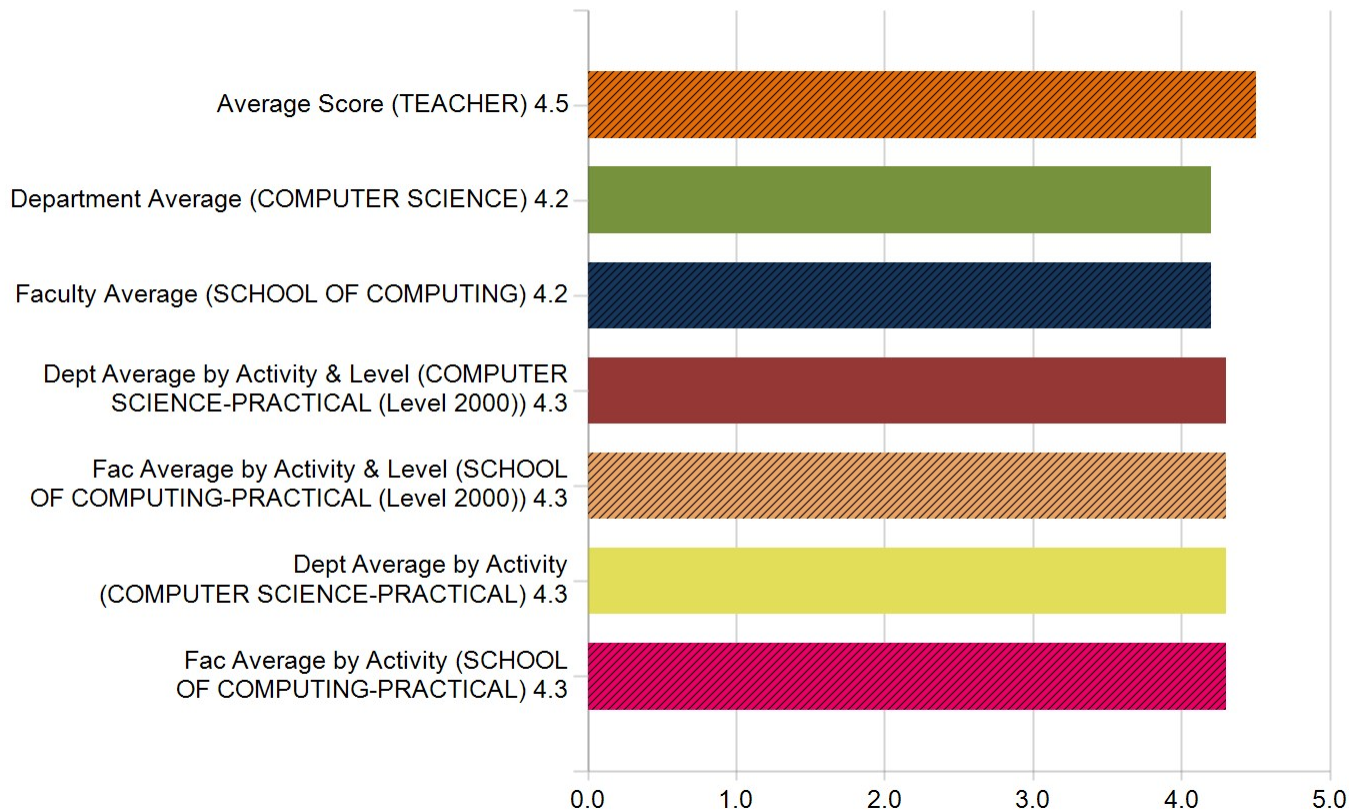
C. STUDENT FEEDBACK SCORES

(i) Rating Score

Question	Average Score (TEACHER)		Department Average (COMPUTER SCIENCE)		Faculty Average (SCHOOL OF COMPUTING)	
	Mean	Standard Deviation	Mean	Standard Deviation	Mean	Standard Deviation
Overall, the teacher is effective.	4.5	0.5	4.2	0.8	4.2	0.8

Question	Average Score (TEACHER)	Dept Average by Activity & Level (COMPUTER SCIENCE-PRACTICAL (Level 2000))	Fac Average by Activity & Level (SCHOOL OF COMPUTING-PRACTICAL (Level 2000))	Dept Average by Activity (COMPUTER SCIENCE-PRACTICAL)	Fac Average by Activity (SCHOOL OF COMPUTING-PRACTICAL)
	Mean	Mean	Mean	Mean	Mean
Overall, the teacher is effective.	4.5	4.3	4.3	4.3	4.3

Overall, the teacher is effective



Question	Average Score (TEACHER)		Department Average (COMPUTER SCIENCE)		Faculty Average (SCHOOL OF COMPUTING)	
	Mean	Standard Deviation	Mean	Standard Deviation	Mean	Standard Deviation
The teacher has enhanced my thinking ability.	4.5	0.5	4.3	0.8	4.2	0.8
The teacher provided timely and useful feedback.	4.4	0.7	4.2	0.8	4.2	0.9
The teacher has increased my interest in the subject.	4.4	0.7	4.2	0.9	4.2	0.9
Average of Q1-Q3	4.4	0.6	4.2	-	4.2	-

Question	Average Score (TEACHER)	Dept Average by Activity & Level (COMPUTER SCIENCE-PRACTICAL (Level 2000))	Fac Average by Activity & Level (SCHOOL OF COMPUTING-PRACTICAL (Level 2000))	Dept Average by Activity (COMPUTER SCIENCE-PRACTICAL)	Fac Average by Activity (SCHOOL OF COMPUTING-PRACTICAL)
	Mean	Mean	Mean	Mean	Mean
The teacher has enhanced my thinking ability.	4.5	4.3	4.3	4.3	4.3
The teacher provided timely and useful feedback.	4.4	4.3	4.3	4.3	4.3
The teacher has increased my interest in the subject.	4.4	4.3	4.3	4.2	4.2
Average of Q1-Q3	4.4	4.3	4.3	4.3	4.3

Department Specific Questions

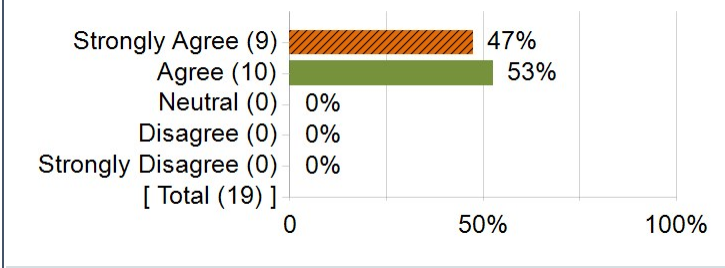
Question	Average Score (TEACHER)		Department Average (COMPUTER SCIENCE)	
	Mean	Standard Deviation	Mean	Standard Deviation
The teacher engaged me in useful interactions that have enhanced my learning.	4.5	0.6	4.2	0.8

Question	Average Score (TEACHER)		Department Average (COMPUTER SCIENCE)	
	Mean	Standard Deviation	Mean	Standard Deviation
The teacher's attitude and approach encouraged me to think and work in a creative and independent way.	4.5	0.6	4.2	0.8

Question	Average Score (TEACHER)		Department Average (COMPUTER SCIENCE)	
	Mean	Standard Deviation	Mean	Standard Deviation
The teacher cares about student development and learning.	4.5	0.7	4.3	0.8

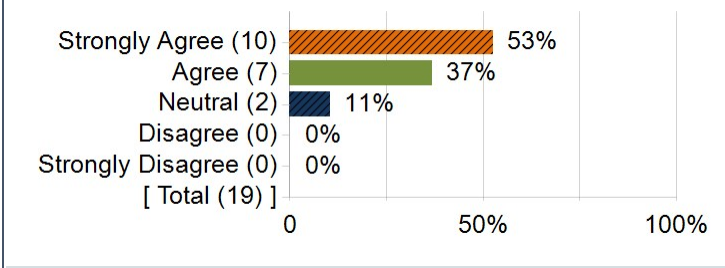
(ii) Distribution of Responses and Additional Statistics

1. The teacher has enhanced my thinking ability.



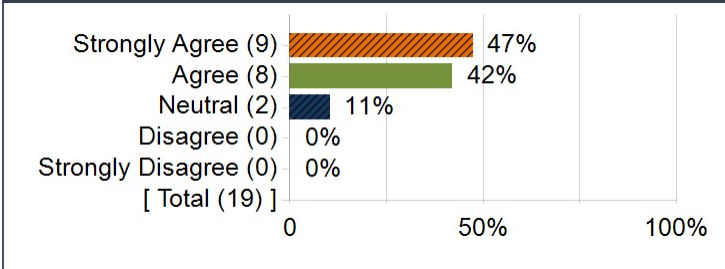
Statistics	Value
Response Count	19
Mean	4.5
Median	4.0
Mode	4
80th Percentile	5.0
Standard Deviation	0.5
Positive Feedback	100%

2. The teacher provided timely and useful feedback.



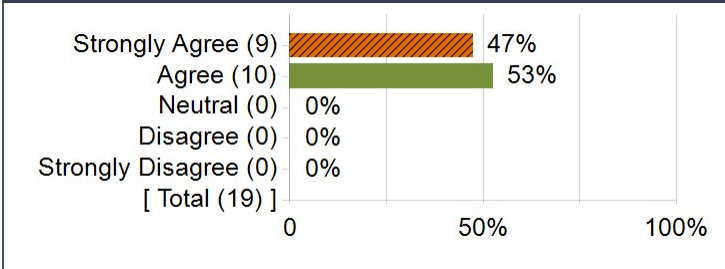
Statistics	Value
Response Count	19
Mean	4.4
Median	5.0
Mode	5
80th Percentile	5.0
Standard Deviation	0.7
Positive Feedback	89%

3. The teacher has increased my interest in the subject.



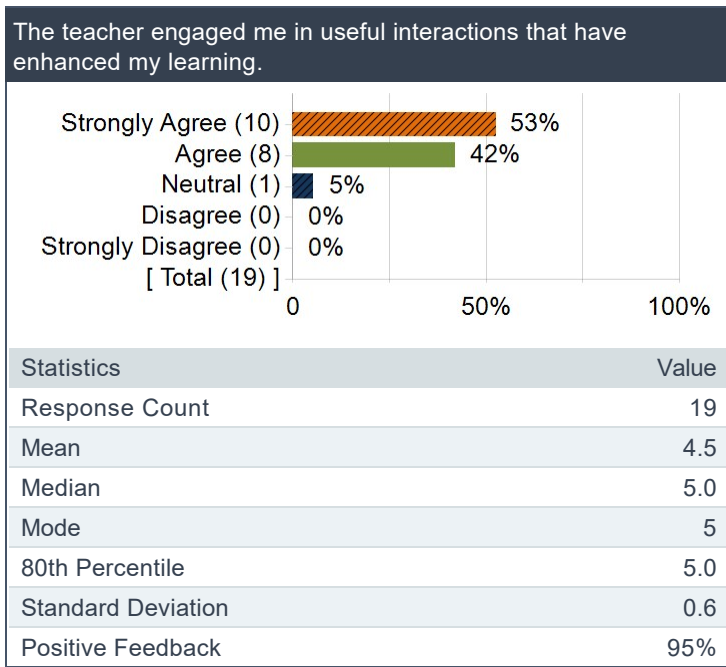
Statistics	Value
Response Count	19
Mean	4.4
Median	4.0
Mode	5
80th Percentile	5.0
Standard Deviation	0.7
Positive Feedback	89%

4. Overall, the teacher is effective.

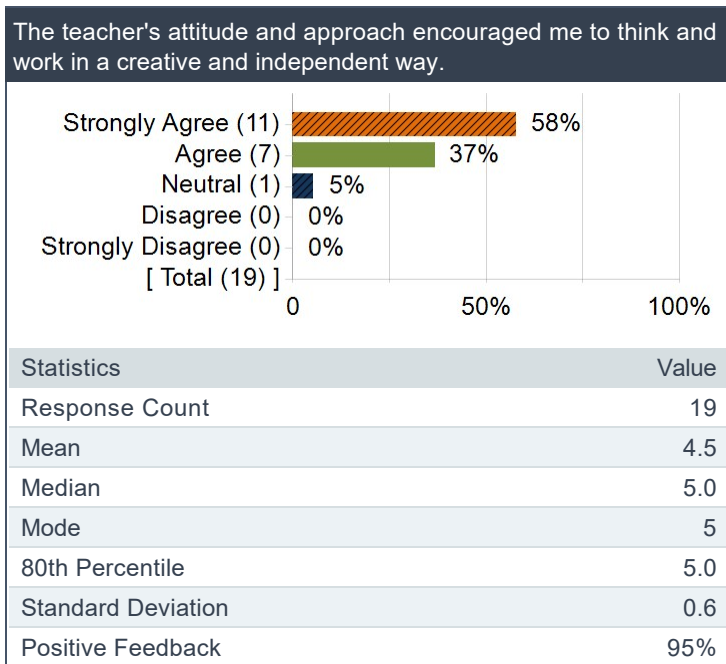


Statistics	Value
Response Count	19
Mean	4.5
Median	4.0
Mode	4
80th Percentile	5.0
Standard Deviation	0.5
Positive Feedback	100%

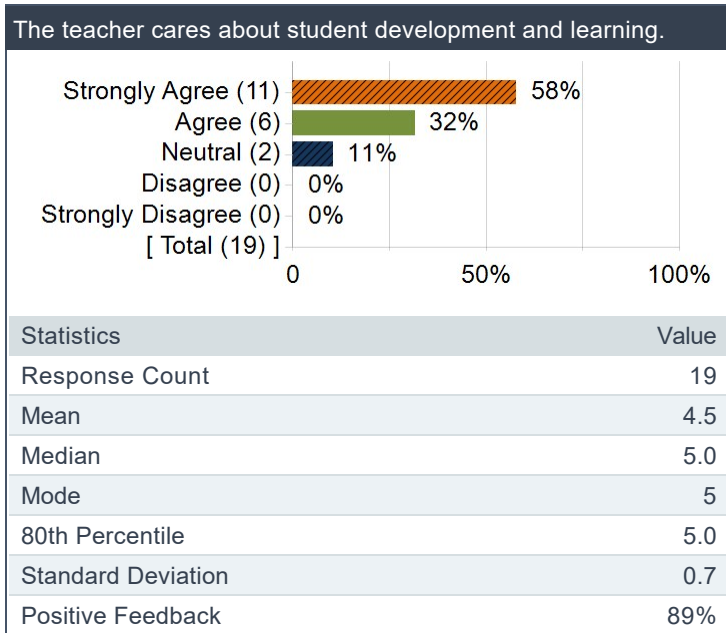
The teacher engaged me in useful interactions that have enhanced my learning.



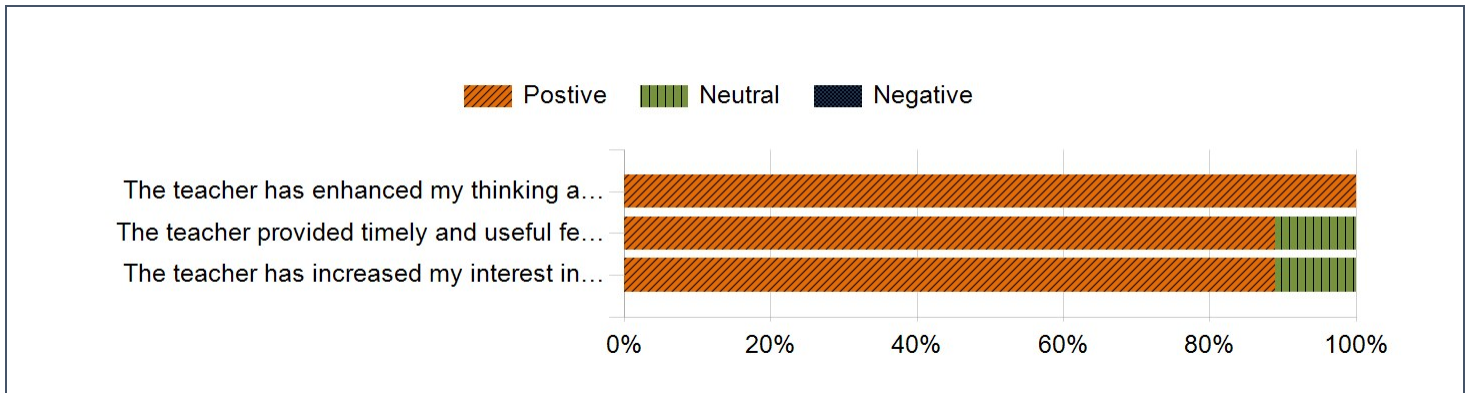
The teacher's attitude and approach encouraged me to think and work in a creative and independent way.



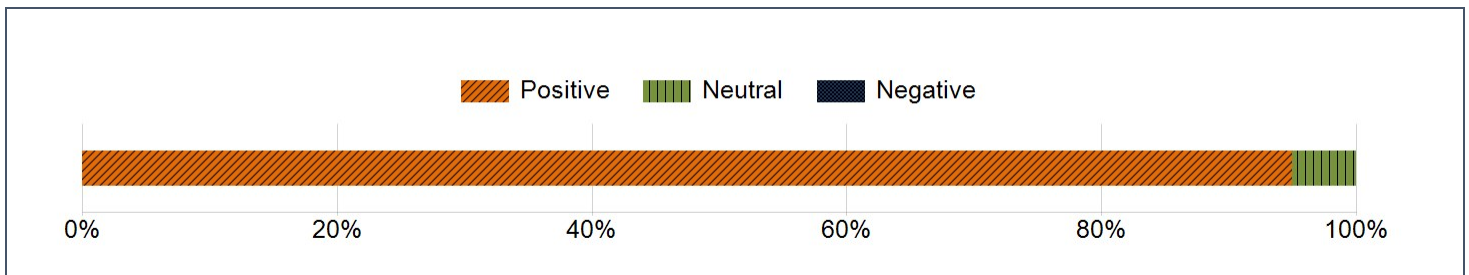
The teacher cares about student development and learning.



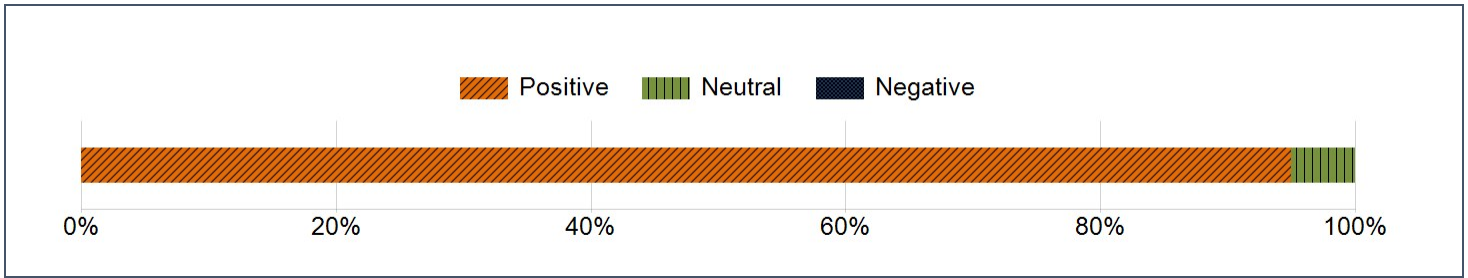
(iii) Scale Distribution of Responses



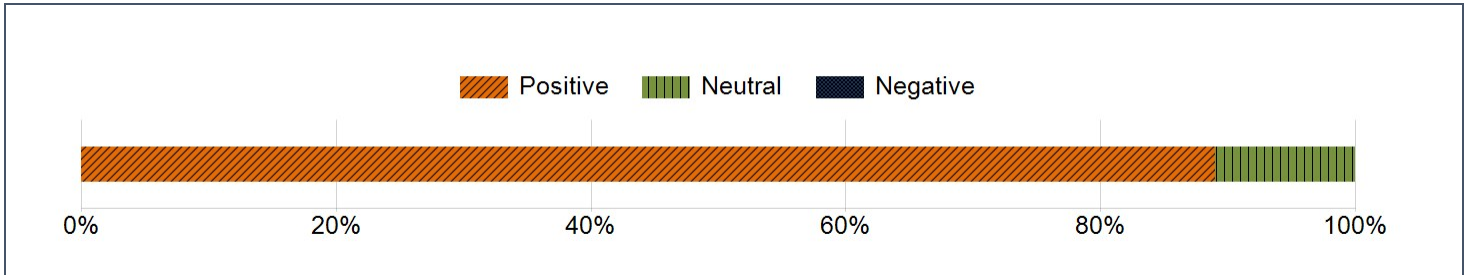
The teacher engaged me in useful interactions that have enhanced my learning.



The teacher's attitude and approach encouraged me to think and work in a creative and independent way.



The teacher cares about student development and learning.



(iv) Rating Scores vs. Gender

Question	M	F	Overall
The teacher has enhanced my thinking ability.	4.5	4.3	4.5
The teacher provided timely and useful feedback.	4.4	4.5	4.4
The teacher has increased my interest in the subject.	4.5	4.2	4.4

D. STRENGTHS

What are Theodore Leebrant's strengths?

Comments
clear
Cares about his students, I really appreciate that. Sorry I suck :(
Clear explanations and helpful to answer queries whilst encouraging learning
Clear in terms of explanation
Awesome and clear. Fun to talk to as well!
funny
Theodore is knowledgeable in programming and is able to debug and answer our questions with ease.
Able to relay information effectively, I was able to learn the materials easily because he helped with going through step by step and utilizing visuals to help us see how certain things work
Helpful and knowledgeable
He explains difficult concepts well

E. AREAS FOR IMPROVEMENT

What improvements would you suggest to Theodore Leebrant?

Comments
nothing
nil
NA
A little more responsive could help!
nil
It may be useful to engage with us more and provide more in depth comments to our code.
Nil
Explain certain concepts in different ways
He can give more guidance to students

F. SELF-REFLECTION

1. When comparing these results to the previous year's results, what areas have shown improvement?
2. What areas remain to be improved and what are the necessary steps / actions to do so?
3. Are there colleagues who could potentially guide me?
4. Are there issues that require departmental or institutional support?